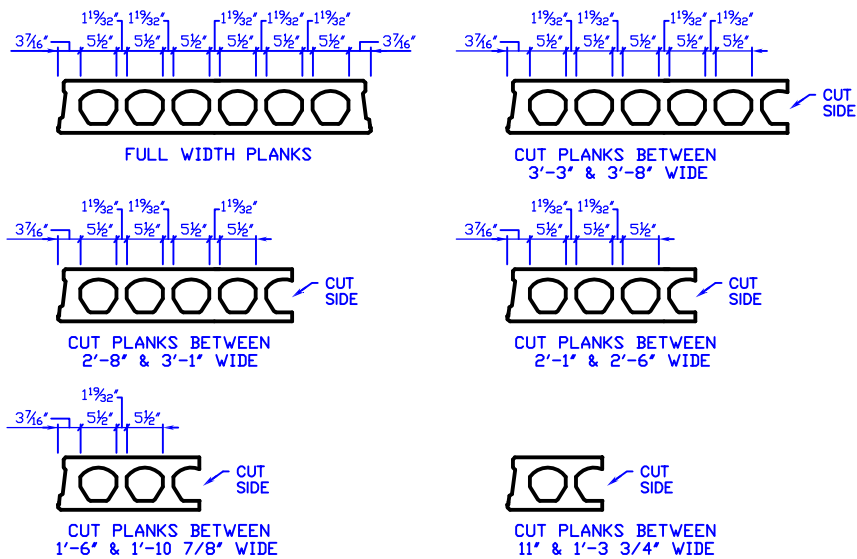


NICORE CONNECTION DETAIL

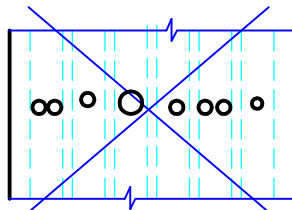
HOLLOW CORE PLANK CONNECTION

GENERAL INSTRUCTIONS FOR DRILLING HOLES IN HOLLOW-CORE PLANKS

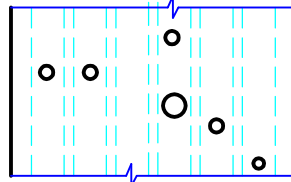
1. HOLES SHOULD BE DRILLED IN CORES WHEREVER POSSIBLE.
(NOTE CUT SIDES OF PLANKS ARE MOST VISIBLE FROM THE UNDERSIDE)



2. DO NOT CONCENTRATE HOLES
AT ONE PLACE IN PLANK



NO



OK

3. OBVIOUSLY SOME CASES MIGHT INVOLVE CUTTING A WEB. IN GENERAL THIS MAY BE DONE IN PLANKS THAT MEET ALL OF THE FOLLOWING:
- a.) ONLY IN 4'-0" WIDE PLANKS
 - b.) ONLY CUT INTO TWO WEBS PER PLANK
 - c.) PLANKS WITH NO FACTORY CUT OPENINGS
 - d.) PLANKS NOT SUPPORTING OTHER PLANKS
 - e.) NO CLOSER THAN EVERY FOURTH PLANK
4. FOR SPECIFIC LOCATION QUESTIONS, EITHER MORE CRITICAL THAN ABOVE OR NOT MENTIONED ABOVE, PLEASE CONTACT THE ENGINEERING DEPARTMENT AT N.C.P. @ (717-267-4505) OR FAX (717-267-4518) A DETAIL OF THE LOCATION FOR OUR APPROVAL

NITTERHOUSE
CONCRETE PRODUCTS

P. O. Box 2013
P: (717) 267-4505



Chambersburg, PA 17201
F: (717) 267-4518

www.nitterhouse.com

PAGE 17



October 2013