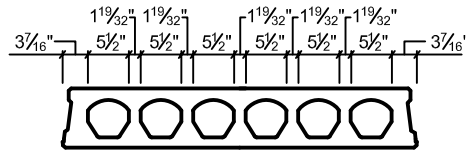


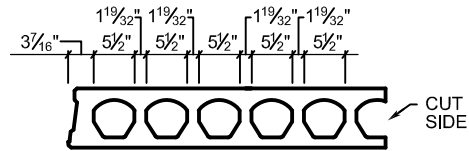
# NICORE CONNECTION DETAIL

## GENERAL INSTRUCTIONS FOR DRILLING HOLES IN HOLLOW-CORE PLANKS

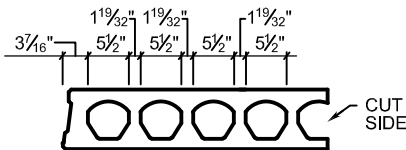
1. HOLES SHOULD BE DRILLED IN CORES WHEREVER POSSIBLE.  
(NOTE CUT SIDES OF PLANKS ARE MOST VISIBLE FROM THE UNDERSIDE)



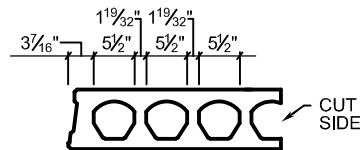
FULL WIDTH PLANKS



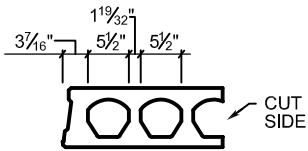
CUT PLANKS BETWEEN 3'-3" & 3'-8" WIDE



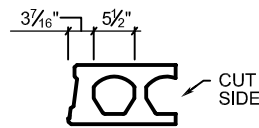
CUT PLANKS BETWEEN 2'-8" & 3'-1" WIDE



CUT PLANKS BETWEEN 2'-1" & 2'-6" WIDE

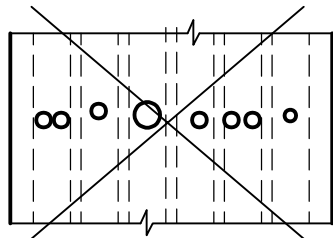


CUT PLANKS BETWEEN 1'-6" & 1'-10 7/8" WIDE

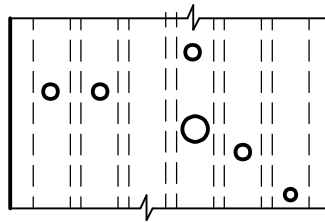


CUT PLANKS BETWEEN 11" & 1'-3 3/4" WIDE

2. DO NOT CONCENTRATE HOLES AT ONE PLACE IN PLANK



NO



OK

3. OBVIOUSLY SOME CASES MIGHT INVOLVE CUTTING A WEB. IN GENERAL THIS MAY BE DONE IN PLANKS THAT MEET ALL OF THE FOLLOWING:
- a.) ONLY IN 4'-0" WIDE PLANKS
  - b.) ONLY CUT INTO TWO WEBS PER PLANK
  - c.) PLANKS WITH NO FACTORY CUT OPENINGS
  - d.) PLANKS NOT SUPPORTING OTHER PLANKS
  - e.) NO CLOSER THAN EVERY FOURTH PLANK
4. FOR SPECIFIC LOCATION QUESTIONS, EITHER MORE CRITICAL THAN ABOVE OR NOT MENTIONED ABOVE, PLEASE CONTACT THE ENGINEERING DEPARTMENT AT NITTERHOUSE @ (717-267-4505) OR FAX (717-267-4518) A DETAIL OF THE LOCATION FOR OUR APPROVAL